



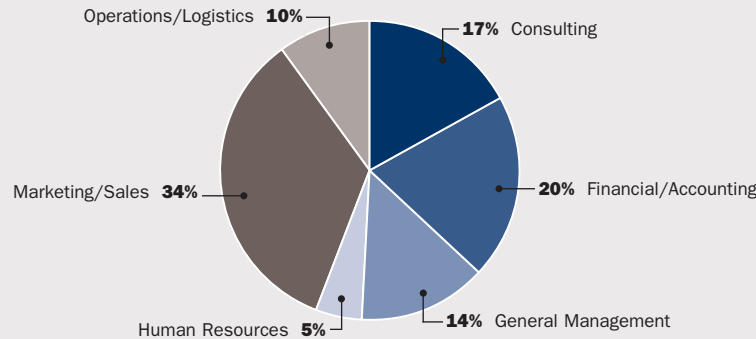
2010 Employment Report

Full-Time Salary Statistics | Class of 2010

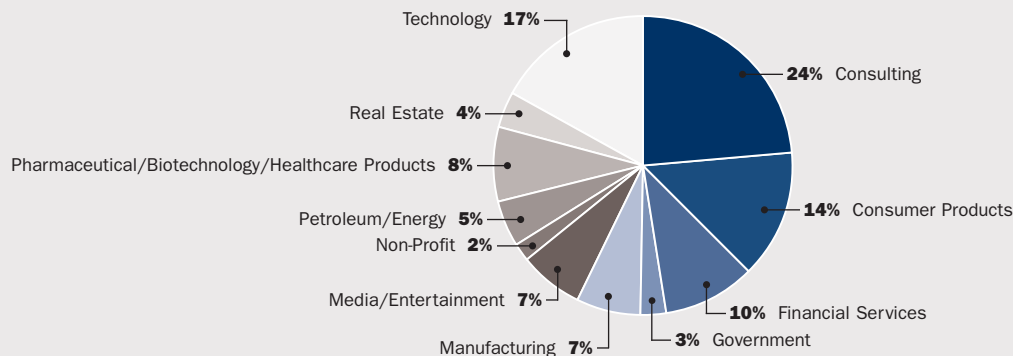
BASE SALARY	MEAN	MEDIAN	LOW	HIGH
U.S. Citizens / Permanent Residents	\$78,145	\$80,000	\$48,000	\$105,000
Non U.S. Nationals	\$71,479	\$72,000	\$25,000	\$128,000
Total Class	\$75,236	\$75,000	\$25,000	\$128,000

SIGNING BONUS	MEAN	MEDIAN	LOW	HIGH
U.S. Citizens / Permanent Residents	\$12,500	\$10,000	\$10,000	\$20,000
Non U.S. Nationals	\$5,250	\$4,500	\$2,000	\$10,000
Total Class	\$9,600	\$10,000	\$2,000	\$20,000

EMPLOYMENT BY FUNCTION	MEAN	MEDIAN	LOW	HIGH	% OF CLASS
Consulting	\$81,200	\$85,000	\$60,000	\$100,000	17%
Financial/Accounting	\$74,208	\$71,500	\$50,000	\$100,000	20%
General Management	\$67,286	\$75,000	\$25,000	\$88,000	14%
Human Resources	—	—	—	—	5%
Marketing/Sales	\$75,028	\$73,500	\$45,000	\$128,000	34%
Operations/Logistics	\$75,500	\$75,000	\$66,000	\$90,000	10%



EMPLOYMENT BY INDUSTRY	MEAN	MEDIAN	LOW	HIGH	% OF CLASS
Consulting	\$78,571	\$82,500	\$60,000	\$100,000	24%
Consumer Products	\$70,625	\$75,000	\$25,000	\$90,000	14%
Financial Services	\$67,600	\$69,500	\$47,500	\$100,000	10%
Government	—	—	—	—	3%
Manufacturing	\$64,250	\$67,500	\$45,000	\$77,000	7%
Media/Entertainment	\$84,000	\$80,000	\$72,000	\$100,000	7%
Non-Profit	—	—	—	—	2%
Petroleum/Energy	—	—	—	—	5%
Pharmaceutical/Biotechnology/ Healthcare Products	\$78,200	\$78,000	\$70,000	\$91,000	8%
Real Estate	—	—	—	—	4%
Technology	\$83,333	\$85,000	\$48,000	\$128,000	17%

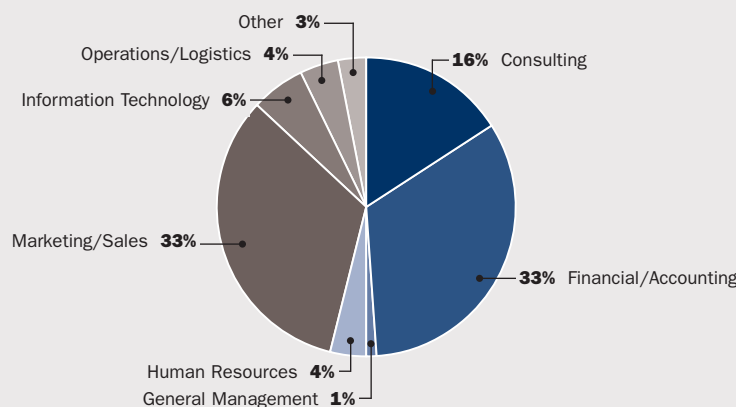


The data in this report is the result of information received from 93% of the Full-Time MBA graduating class who accepted full-time job offers and reported starting salaries no later than 3 months after graduation. The statistics shown comply with the reporting standards of the MBA Career Services Council. 7% of those employed accepted job offers outside the U.S. and reported salaries in U.S. dollar equivalents. Compensation data is only shown where there are at least 3 data points.

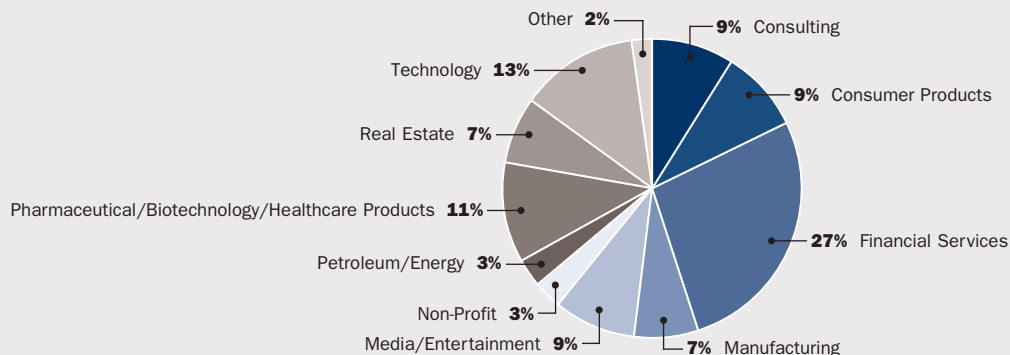
Internship Salary Statistics | Class of 2011

MONTHLY SALARY	MEAN	MEDIAN	LOW	HIGH
U.S. Citizens / Permanent Residents	\$4,119	\$4,000	\$840	\$9,200
Non U.S. Nationals	\$3,647	\$4,000	\$300	\$8,800
TOTAL	\$3,911	\$4,000	\$300	\$9,200

INTERNSHIPS BY FUNCTION	MEAN	MEDIAN	LOW	HIGH	% OF CLASS
Consulting	\$4,629	\$4,368	\$1,083	\$9,200	16%
Financial/Accounting	\$3,237	\$2,947	\$300	\$8,800	33%
General Management	—	—	—	—	1%
Human Resources	—	—	—	—	4%
Marketing/Sales	\$3,542	\$4,000	\$1,000	\$7,400	33%
Information Technology	\$4,233	\$4,400	\$2,240	\$5,893	6%
Operations/Logistics	\$4,377	\$4,300	\$3,800	\$5,030	4%
Other	—	—	—	—	3%



INTERNSHIPS BY INDUSTRY	MEAN	MEDIAN	LOW	HIGH	% OF CLASS
Consulting	\$4,304	\$3,500	\$1,083	\$9,200	9%
Consumer Products	\$3,983	\$4,000	\$1,176	\$6,250	9%
Financial Services	\$3,860	\$4,184	\$300	\$8,800	27%
Manufacturing	\$4,660	\$4,000	\$3,500	\$7,200	7%
Media/Entertainment	\$4,098	\$5,400	\$1,000	\$5,893	9%
Non-Profit	—	—	—	—	3%
Petroleum/Energy	—	—	—	—	3%
Pharmaceutical/Biotechnology/ Healthcare Products	\$4,320	\$4,317	\$1,000	\$7,400	11%
Real Estate	\$2,856	\$3,000	\$2,100	\$3,467	7%
Technology	\$3,293	\$2,000	\$1,600	\$6,066	13%
Other	—	—	—	—	2%



Compensation data is only shown where there are at least 3 data points.

Merage School MBA Employers | 2010

TOP EMPLOYERS OF MERAGE SCHOOL MBAS	FULL-TIME	INTERN	TOTAL
Anfield Capital	1	3	4
AT&T	2	0	2
Beckman Coulter	2	3	5
CB Capital Partners	0	3	3
CTC	1	1	2
Deloitte Consulting	4	2	6
Experian	1	3	4
General Electric	1	1	2
IBM	1	2	3
JCB Consulting	2	0	2
Johnson & Johnson	0	4	4
Mattel	2	2	4
Niagara Bottling Co.	3	2	5
PC Mall	0	2	2
Southern California Edison	2	3	5
The Walt Disney Company	2	1	3

EMPLOYERS OF MERAGE SCHOOL MBAS IN 2009

20th Century Fox	Exemplis	NBC Universal
Abbott Labs	Expedia	Niagara Bottling
Advanstar Communications	Experian	One West Bank
AECOM	Falcon Investments	OneAmerica
Albemarle	Fiji Water	Optoma
Allianz Global Investors	Foremost Communities	Pacific Life
Amgen	General Electric	PC Mall
Anfield Capital	Google	Percentix
Arch Bay Capital	Greenlaw Partners	PIE Forensics Consultants
AT&T	Health Crowd	PIMCO
Bank of America	Hearthside Food Solutions	PricewaterhouseCoopers
Bank of China	Hotail Motors	Roth Capital
Beckman Coulter	hypios	RSI Development
Bosch Shanghai	IBM	Segovia Capital
BSH Home Appliances	Ineum	Sonance
Buchanan Street	Infostretch Corp	Southern California Edison
BugleMe	Innovation Protocol	Starbucks
Capital Group	International Farming Corp	Starwood Capital
CB Capital Partners	Jackson Financial Management	Taleo
CG Commercial	JCB Consulting	Toyota Motor China Investment
Cheng Ching General Hospital	Johnson & Johnson	TRW
China International Capital Corp	KPMG	UCI
Conexant	Lieberman Research	US Department of State
CTC	Lewis Group	VeriComply
Deloitte AERS	Long Beach Airport	Verizon
Deloitte Consulting	LRH Operating Group	Versa Shore
DGWB	Marriott	VideoEgg
DirecTV	Mattel	Vintage Senior Living
Education Pioneers	McGladrey	The Walt Disney Company
Edwards Lifesciences	Medtronic	Wells Fargo
EMC	MN Timberwolves	Wolfgang Puck Coffee
Emerson	Morgan Stanley	Yahoo