

MBA

Employment Report 2018

CLASS OF 2018 FULL-TIME EMPLOYMENT STATISTICS

ANNUAL BASE SALARY

	% of Class Reporting	Mean	Median	Low	High
Permanent U.S. Work Authorization	83%	\$85,500	\$81,000	\$52,000	\$125,000
Non-Permanent U.S. Work Authorization	77%	\$109,000	\$105,000	\$70,000	\$142,000
Total Reporting	80%	\$96,297	\$100,000	\$52,000	\$142,000

SALARY DATA BY INDUSTRY

	% of Class	Mean	Median	Low	High
Advertising	2%	-	-	-	-
Consulting Services	9%	\$104,500	\$102,500	\$95,000	\$118,000
Consumer Products	15%	\$107,000	\$105,000	\$105,000	\$115,000
Financial Services	11%	\$70,000	\$70,000	\$65,000	\$75,000
Healthcare/Biotech/Pharma	11%	\$76,900	\$80,000	\$52,000	\$97,500
Manufacturing	4%	-	-	-	-
Media/Entertainment	4%	-	-	-	-
Real Estate	7%	-	-	-	-
Technology	37%	\$110,107	\$117,000	\$65,000	\$142,000

EMPLOYMENT RESULTS

	Permanent U.S. Work Authorization	Non-Permanent U.S. Work Authorization	All Graduates
Offers by Graduation	48%	68%	57%
Offers by 3 Months after Graduation	82%	92%	87%
Employed by Graduation	48%	68%	57%
Employed by 3 Months after Graduation	82%	88%	85%

SALARY DATA BY FUNCTION

	% of Class	Mean	Median	Low	High
Consulting	11%	\$97,600	\$100,000	\$70,000	\$118,000
Finance/Accounting	30%	\$82,700	\$74,000	\$65,000	\$125,000
General Management	9%	\$114,250	\$118,500	\$100,000	\$120,000
Marketing/Sales	37%	\$106,267	\$105,000	\$67,500	\$142,000
Operations/Logistics	13%	\$65,667	\$65,000	\$52,000	\$80,000

SIGNING BONUS

	% of Class Reporting	Mean	Median	Low	High
Permanent U.S. Work Authorization	45%	\$9,389	\$5,000	\$2,500	\$25,000
Non-Permanent U.S. Work Authorization	76%	\$26,538	\$20,000	\$5,000	\$100,000
Total Reporting	59%	\$19,523	\$11,000	\$2,500	\$100,000

SALARY BY YEARS OF WORK EXPERIENCE

	% of Class	Mean	Median	Low	High
One year or less	2%	-	-	-	-
More than one year, up to three years	11%	\$101,500	\$104,000	\$73,000	\$125,000
More than three years, up to five years	52%	\$95,286	\$97,500	\$65,000	\$142,000
More than five years	35%	\$96,333	\$102,500	\$52,000	\$142,000

SALARY BY UNDERGRADUATE MAJOR

	% of Class	Mean	Median	Low	High
Technical	24%	\$113,600	\$105,000	\$82,000	\$142,000
Business	35%	\$84,667	\$77,500	\$52,000	\$117,000
Other	41%	\$94,067	\$97,500	\$65,000	\$125,000

FULL-TIME JOB EMPLOYMENT SOURCES

On/Off Campus Interviews	21.7%	
Alumni, Career Center, Classmate & Faculty Contacts	26.1%	
School Job Postings	4.4%	
School Career Fairs & Events	2.2%	
Personal Network & Other Personal Resources	17.4%	
Company Websites & Internet	17.4%	
Other	10.8%	

30% accepted full-time job offers with internship employers

*Compensation data is only shown where there are at least 3 data points

**Base salary excludes bonuses, commissions and other forms of compensation








The statistics shown in this report comply with the employment reporting standards of the MBA Career Services & Employers Alliance (MBACSEA)

CLASS OF 2019 INTERNSHIP EMPLOYMENT STATISTICS

INTERNSHIP SALARY DATA BY FUNCTION

	% of Class	Mean	Median	Low	High
Consulting	6%	\$6,215	\$5,300	\$5,046	\$8,300
Finance/Accounting	29%	\$4,696	\$4,836	\$2,000	\$7,308
General Management	2%	-	-	-	-
Human Resources	2%	-	-	-	-
Information Technology/MIS	2%	-	-	-	-
Marketing/Sales	48%	\$5,721	\$6,351	\$960	\$9,309
Operations/Logistics	9%	\$5,931	\$5,787	\$4,320	\$7,830
Other	2%	-	-	-	-

INTERNSHIP EMPLOYMENT SOURCES

On/Off Campus Interviews	19%	
Alumni, Career Center, Classmate & Faculty Contacts	37%	
School Job Postings	15%	
School Career Fairs & Events	6%	
Other School Resources	2%	
Company Websites & Internet	10%	
Personal Network & Other Personal Resources	11%	



INTERNSHIP SALARY DATA BY INDUSTRY

	% of Class	Mean	Median	Low	High
Advertising	4%	-	-	-	-
Consulting Services	4%	-	-	-	-
Consumer Products	15%	\$6,440	\$6,875	\$4,698	\$6,875
Financial Services	13%	\$5,510	\$5,046	\$4,872	\$6,612
Healthcare/Biotech/Pharma	17%	\$5,100	\$4,800	\$1,080	\$6,960
Manufacturing	4%	-	-	-	-
Media/Entertainment	8%	\$7,685	\$7,830	\$5,916	\$9,309
Non-Profit	8%	-	-	-	-
Real Estate	8%	\$3,154	\$2,871	\$2,000	\$4,872
Technology	19%	\$6,029	\$6,000	\$2,610	\$9,285

INTERNSHIP MONTHLY SALARY STATISTICS*

	Mean	Median	Low	High
Permanent Work Authorization	\$5,011	\$5,046	\$960	\$7,830
Non-Permanent Work Authorization	\$6,058	\$6,000	\$2,610	\$9,309
Total Reporting	\$5,404	\$5,260	\$960	\$9,309

INTERNSHIP EMPLOYMENT RESULTS

Students seeking that were employed in summer internships	100%	
Students employed in paid summer internships	76%	

TOP MERAGE SCHOOL FULL-TIME MBA EMPLOYERS IN 2018

	Full-Time Hires	Intern Hires	Total Hires
Amazon	3	1	4
Deloitte Advisory	1	2	3
East West Bank	2	0	2
Edwards Lifesciences	1	3	4
Experian	3	2	5
Google	1	1	2
Juniper Networks	1	1	2
Mattel	4	6	10
P3 North America	3	0	3
Taco Bell	1	2	3
Western Digital	1	1	2
Verizon Digital Media Services	0	2	2



EMPLOYERS OF MERAGE SCHOOL FULL-TIME MBAS IN 2018

3M
Alston & Co.
Altus Group
Amazon
Ambry Genetics
Applied Medical
AT&T
Bar Bakers LLC
Barings
Bioness
Blizzard Entertainment
Boeing
Bright Harbor Advisors
Capital Group
China Merchants Land Limited
Comcast
Deloitte Advisory
Disney ABC Television Group
Donahue Schriber Realty Group
East West Bank
Edwards Lifesciences
Eli Lilly
Ernst & Young
Experian

Faraday Future
Fengning Seven Ring Traveling Co. Ltd
Founders Advisors
Foxconn
GM Cruise
Google
Heartbeat
Illumina
ImmunogenX
Juniper Networks
K5 Ventures
KSK Medical, LLC
L Squared Capital Partners
LinkedIn
Madison Logic
Mattel
Mavenlink
Microsoft
MicroVention
MIG
NVision Eye Centers
OCTANe
P3 North America
Patulus Operations LLC

Productiv Inc.
Pulsar Products Inc.
PwC
Revelstone Capital
River Spin Inc.
Rubin Postaer and Associates
Saatchi Art
ServiceNow
Stepp Commercial
Taco Bell
TAE Technologies
Trimble
TwinRock Partners, LLC
Ultra Mobile
United Nations Development Programme (UNDP)
Verizon Digital Media Services
Walt Disney Parks and Resorts
Western Digital

CAREER CENTER

4293 Pereira Drive, Suite 4600
Irvine, CA 92697-3125
949.824.8464
recruiting@merage.uci.edu
merage.uci.edu/recruit

